

WOOD LOOKS



SAFE-WAY
GARAGE DOORS
Make a Statement.



Regency 272 in Vintage Plank



Safe-Way Wood Look doors are redefining expectations for woodgrain finishes on steel. Featuring patented Tru-Steel HD® 720 DPI imaging technology, these doors offer the most realistic woodgrain appearance available today, digitally transferred directly onto steel. Homeowners can now enjoy the superior beauty of wood without the maintenance. Available in both Regency and Ambient Series doors, they come in a variety of panel styles, window options, decorative hardware, and 18", 21", and 24" section heights. Safe-Way's Wood Look doors are the ultimate choice for boosting the appearance and value of your home.

BI-DIRECTIONAL

Vertical & Horizontal Graining for Truest Representation of Wood

Panel Designs



Short Raised Panel
Regency 76
Ambient 96



Long Raised Panel
Regency 78
Ambient 98



Carriage House
Regency 79
Ambient 99



Long Carriage House
Regency 80
Ambient 100

Colors



Natural



Classic



Vintage



Walnut

Actual Colors May Vary From Printed Colors.


PLANK

Horizontal Micro Groove Embossments Align Plank Patterns

Panel Designs




Pencil Groove
Regency 274
Ambient 275




Flush
Regency 266
Ambient 286

*Available in 21" and 24" Section Heights Only.


Colors



Vintage



Cedar

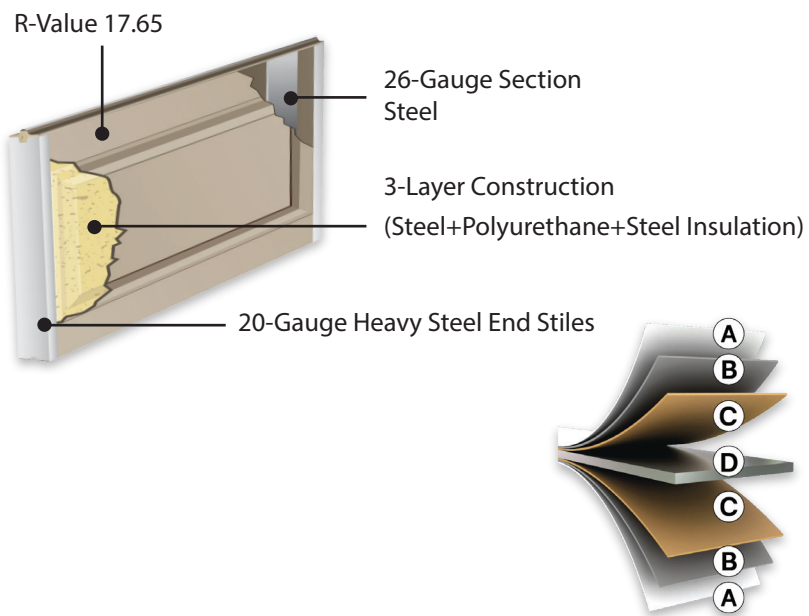


Mahogany

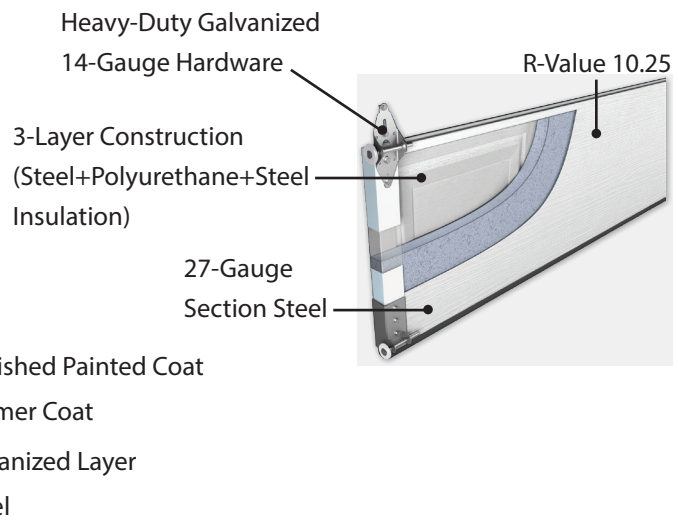
Actual Colors May Vary From Printed Colors.

Construction

Ambient Series



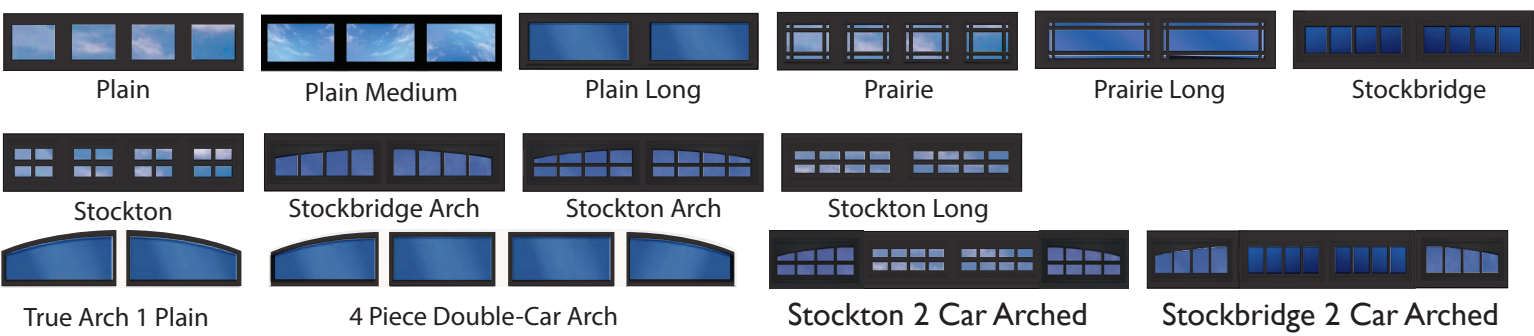
Regency Series



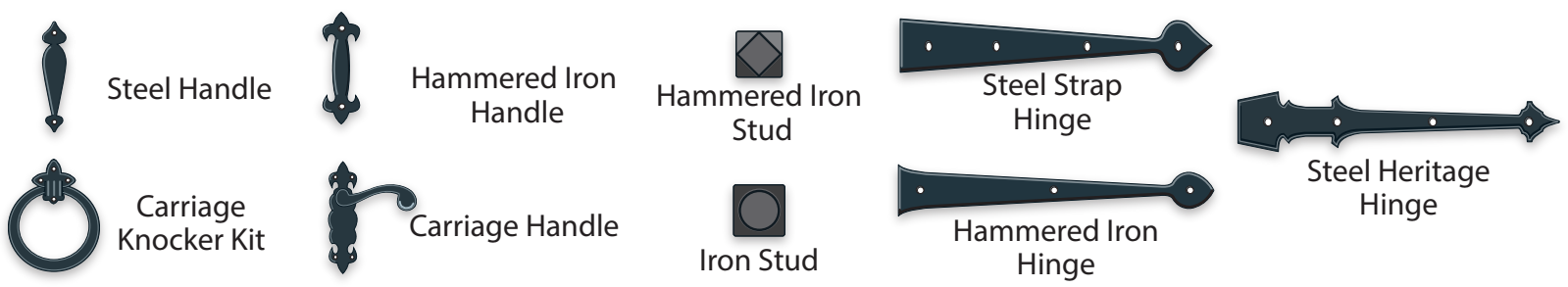
Safe-Way warrants the sections of Ambient and Regency models against rust through due to the paint finish cracking, checking, or peeling (losing adhesion) for (a) insingle family residential installations for as long as the original purchaser owns the home; or (b) in all other residential installations (including commonly owned facilities by condominium associations or similar organizations) for a period often (10) years from the date of purchase by the original purchaser. If during the term of the warranty, the sections are determined to be defective, as verified upon inspection by person authorized by Safe-Way, Safe-Way will repair or replace any defective section when installed by qualified personnel in accordance with instructions from Safe-Way.

Estate Window Series

Window series frames and grilles are available in complimentary colors or in black. Additionally, both insulated and non-insulated window options are available, as well as a variety of glass options. Please consult your Safe-Way Sales Representative for details.



Optional Decorative Hardware



Distributed By:

DASMA
Door & Access Systems Manufacturers Association International

IDA
International Door Association

As Safe-Way Door constantly strives to improve our product, all specifications listed in this informative brochure are subject to change without notice or obligation. Printed color may vary from actual color. Please check with your local dealer for color swatches.

SAFE-WAY
GARAGE DOORS
Make a Statement.

MANUFACTURING IN WARSAW, INDIANA
DISTRIBUTION CENTERS IN MISSOURI AND TENNESSEE

(877) 775-1670
safewaydoor.com