

PLANK WOOD GRAIN



Available in Regency Model 274 & 266 or Ambient Model 275 & 286



Modern & Stylish

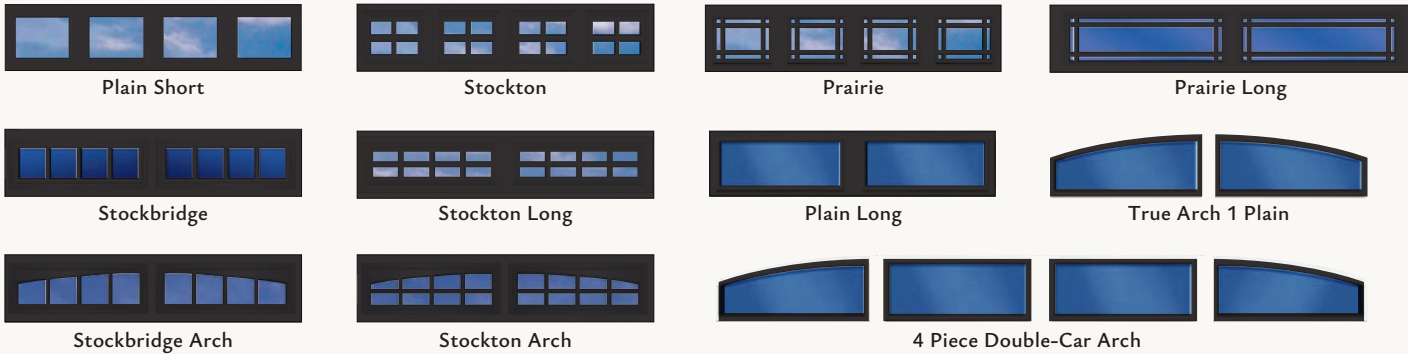
Elevate the appearance of your home with our New Plank Wood Grain Door! The Plank Wood Grain option from Safe-Way offers homeowners high resolution woodgrain imaging digitally transferred to steel, creating the ultimate combination of beauty and durability. Available in both Regency and Ambient Series doors, and in a variety of panel styles, window options, and decorative hardware, the Plank Wood Grain option is sure to improve the appearance and value of your home!

Make a Statement



Estate Window Series: Models 274, 275, 266, & 286

Frames and grilles are available in complimentary colors or in black. Additionally, both insulated and non insulated window options are available, as well as a variety of glass options. Please consult your Safe-Way Sales representative for full details.



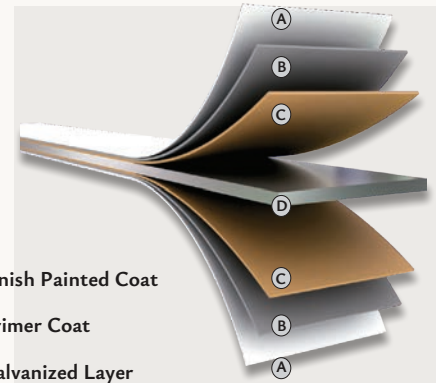
Available Panel Styles:



Pencil Groove
Models 274 & 275
*Available in 21" and 24"
section heights only



Flush
Models 266 & 286
*Available in 18", 21" and 24"
section heights



- A. Finish Painted Coat
- B. Primer Coat
- C. Galvanized Layer
- D. Steel

Optional Decorative Hardware:

Hinges



Hammered Iron Hinge



Steel Strap Hinge



Steel Heritage Hinge

Handles



Steel Handle



Hammered Iron Handle



Carriage Handle



Carriage Knocker Kit

Studs



Hammered Iron Stud

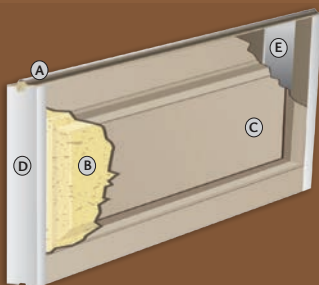


Iron Stud with Screw

*Other Features include: 11 ball nylon rollers provide quiet operation and long lasting durability.

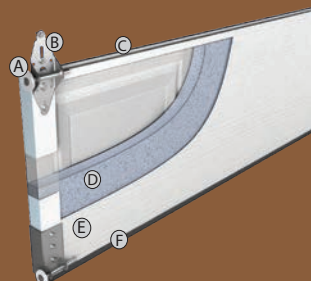
Heavy duty galvanized 14 gauge hardware.

Aluminum bottom retainer with vinyl weatherstrip.



Model 275 & 286 - Ambient Series

- A. Tongue and groove enclosed with bulb type polypropylene thermal break anchored within the polyurethane core.
- B. Polyurethane injected insulation provides an R-Value of 17.68.
- C. Steel skins inside and out provide maximum durability.
- D. 20 gauge pre-painted heavy steel end stiles for added strength.
- E. Interior 20 gauge backer plate full height of section at all hinge points.



Model 274 & 266 - Regency Series

- A. 11 ball nylon rollers provide quiet operation and long lasting durability.
- B. Heavy duty galvanized 14 gauge hardware.
- C. Tongue and groove design provides weathertight section joints.
- D. Expanded polystyrene insulation provides an R-Value of 10.25.
- E. Steel skins inside and out provide maximum durability.
- F. Aluminum bottom retainer with vinyl weatherstrip.

Distributed by:



As Safe-Way Door constantly strives to improve our product, all specifications listed in this informative brochure are subject to change without notice or obligation. Printed color may vary from actual color, please check with your local dealer for color swatches.
2/2024

SAFE-WAY
GARAGE DOORS
Make a Statement.
(877) 775-1670
FAX: (800) 276-7233
MANUFACTURING IN WARSAW, INDIANA
DISTRIBUTION CENTERS IN TENNESSEE AND MISSOURI
SAFEDOOR.COM