

Regency



64, 65, 66, 67, 68, 69, 70, 71, 72, 73, 74, 75, 270, 271



Safe-Way Model 65



Safe-Way Model 70 in Driftwood

Elegance and Performance

Enhance the appearance of your home with Regency Series by Safe-Way. These handsome residential garage doors combine the beauty of wood-like design with the strength and easy care of steel. Available with a variety of panel styles, the Regency Series features insulation surrounded by two steel skins, thus providing durability and noise reduction. A choice of window styles and durable baked factory finishes lets you select the perfect door for your home.

Make a Statement.



Regency


64, 65, 66, 67, 68, 69, 70, 71, 72, 73, 74, 75, 270, 271

AVAILABLE COLORS

Models 70, 71, 72, 73, 74, 75, 271



Models 64, 65, 66, 67, 68, 69, 270



Safe-Way Model 68

OPTIONAL DECORATIVE HARDWARE

Hinges



Steel Strap Hinge



Steel Heritage Hinge



Hammered Iron Hinge



Iron Stud with
Screw



Hammered Iron
Stud

Handles



Steel Handle



Carriage Handle



Hammered Iron Handle



Carriage Knocker Kit

AVAILABLE PANEL STYLES



Standard // Model 65, 70



Medium // Model 69, 71



Ranch // Model 67, 72



Flush // Model 66, 74



Stamped Carriage Short // Model 68, 73



Stamped Carriage Long // Model 64, 75



Pencil Groove // Model 270, 271

ESTATE WINDOW SERIES

Model 65, 66, 68, 70, 73, 74, 270, 271 | **Standard** | Raised Panel



Plain



Cathedral



Stockton



Cascade



Sherwood 4



Sunset 4



Waterton



Prairie



Sunrise 5



Sunrise 6



Sunrise 7



Sunrise 8



Sunset 8



Sherwood 8

Model 69, 71, 270, 271 | **Medium** | Raised Panel



Stockton Medium



Cascade Medium



Sherwood Medium



Sunset Medium



Waterton Medium

Model 64, 66, 67, 68, 72, 74, 75, 270, 271 | **Long Ranch** | Raised Panel



Stockbridge



Stockbridge Arch



Stockton Long



Stockton Arch



Cascade Long



Waterton Long



Sunset Long 2



Sunset Long 4



Prairie Long

GENTRY WINDOW SERIES^{*}

Model 65, 66, 68, 70, 73, 74, 270, 271 | **Standard** | Raised Panel



Brass Pencil Four Square




Pewter Pencil Four Square



Brass Pencil Six Square



Pewter Pencil Six Square



Brass Pencil Two Diamond




Pewter Pencil Two Diamond

Model 69, 71, 270, 271 | **Medium** | Raised Panel



Brass Pencil Four Square



Pewter Pencil Four Square



Brass Pencil Six Square



Pewter Pencil Six Square



Brass Pencil Two Diamond



Pewter Pencil Two Diamond


Model 64, 66, 67, 68, 72, 73, 74, 75, 270, 271 | **Long Ranch** | Raised Panel



Brass Pencil Ten Square



Pewter Pencil Ten Square



Brass Pencil Four Diamond



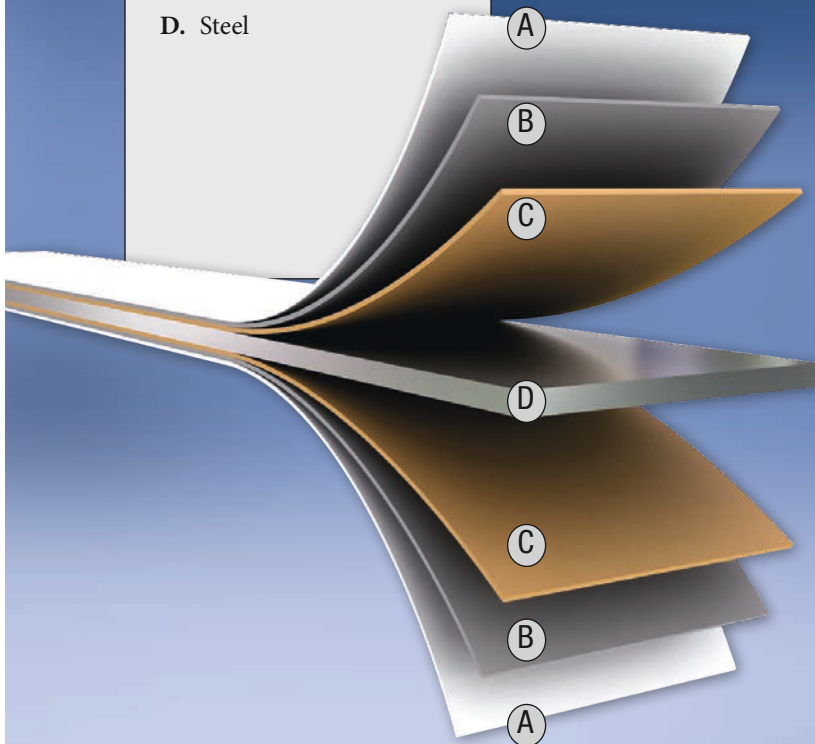
Pewter Pencil Four Diamond

^{*}Safe-Way recommends viewing samples of Gentry style window prior to ordering. Gentry depictions on this literature are actual photography however lighting inside or outside the garage can significantly impact the "look" of these windows. Please consult with your dealer prior to purchase.


CONSTRUCTION

Two deep-drawn, tension-leveled, galvanized steel skins are polyester painted and wrapped around a one-pound density expanded polystyrene insulation board using a polyurethane adhesive. This construction method provides insulation value, durability, sound deadening qualities, and dent resistance for an all-around superior product.

- A. Finish Painted Coat
- B. Primer Coat
- C. Galvanized Layer
- D. Steel



- A. 11 ball nylon rollers provide quiet operation and long lasting durability.
- B. Heavy duty galvanized 14 gauge hardware.
- C. Tongue and groove design provides weathertight section joints.
- D. Expanded polystyrene insulation provides an R-Value of 10.25.
- E. Steel skins inside and out provide maximum durability.
- F. Aluminum bottom retainer with vinyl weatherstrip.



Distributed by:



DASMA
Door & Access Systems
Manufacturers Association
International



IDA
International Door Association
Enhancing the Value and Professionalism
of Door & Access System Installers

As Safe-Way Door constantly strives to improve our product, all specifications listed in this informative brochure are subject to change without notice or obligation. Printed color may vary from actual color, please check with your local dealer for color swatches.

11/2020



SAFE-WAY
GARAGE DOORS
Make a Statement.

3814 East U.S. 30 • Warsaw, IN 46580
574-267-4861 • Fax: 574-267-2871
safe-waydoor.com