

Commercial



Polystyrene - Polyurethane Insulated Sandwich Door Models 270, 271, 272, 273




Versatility and Durability

Safe-Way's option in an expanded polystyrene and polyurethane insulated doors with steel skins inside and out provides durability and versatility with multiple color and window options typically not available in commercial applications.

Whether you need doors for an industrial warehouse facility or for a pole barn, this product fits the bill.

Section Colors

Models 270 & 272

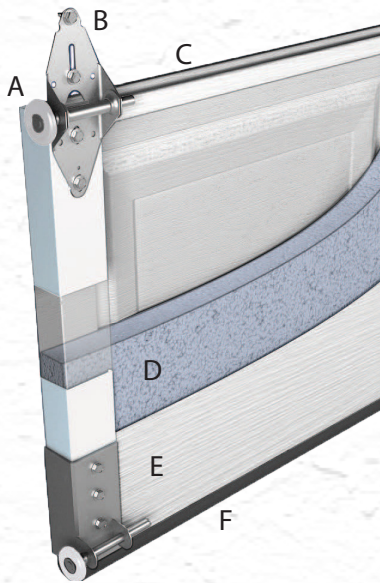


Models 271 & 273



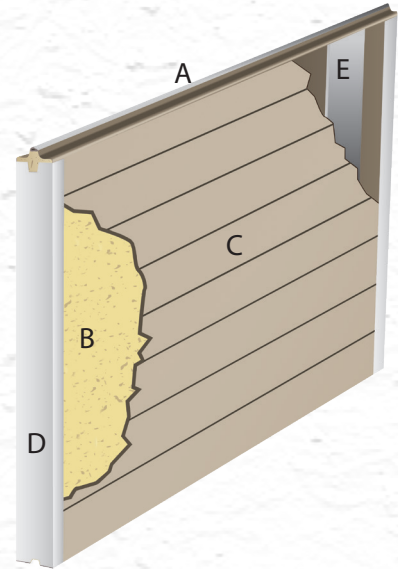
Polystyrene - Polyurethane Insulated Sandwich Door Models 270, 271, 272, 273

Polystyrene Models 270 & 271

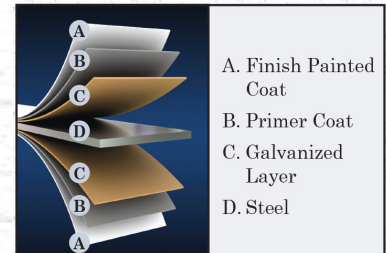


- A. 10 ball steel rollers provide long lasting durability
- B. Heavy duty galvanized 14 gauge hardware
- C. Tongue and groove design provides weathertight section joints
- D. 2" expanded polystyrene insulation provides an R-value of 10.25
- E. Steel skins inside and out provide maximum durability
- F. Aluminum bottom retainer with vinyl weatherstrip.

Polyurethane Models 272 & 273




- A. Tongue and groove enclosed with bulb type polypropylene thermal break anchored within the polyurethane core.
- B. 2" polyurethane injected insulation provides an R-value of 17.68
- C. Steel skins inside and out provide maximum durability.
- D. 20 gauge pre-painted heavy steel end stiles for added strength.
- E. Interior 20 gauge backer plate full height of section at all hinge points.



Insulated Commercial Windows*

16" x 34"



12" x 24"



8 x 24"



*Black frames shown are standard, white also available upon request. For more window options see Regency and Ambient Series brochures.

Distributed by:



As Safe-Way Door constantly strives to improve our product, all specifications listed in this informative brochure are subject to change without notice or obligation. Printed color may vary from actual color, please check with your local dealer for color swatches.
04/2020



3814 East U.S. 30 • Warsaw, IN 46580
574-267-4861 • Fax: 574-267-2871
safewaydoor.com