



Model 56/57



Model 58/59

### ***Classic Style for Long-Term Value***

Beautify your home with the Choice Series by Safe-Way Door. Available in insulated and non-insulated models, these quality residential garage doors feature classic style with attractive traditional short or long ranch panels and a variety of window choices. Heavy-duty steel construction ensures long-lasting strength and durability that adds value to your home for years to come.

*Make a Statement.*





# ESTATE WINDOW SERIES

56 57 58 59

## Model 56 & 57 | Standard | Raised Panel



Plain



Cathedral



Stockton



Cascade



Sherwood 4



Sunset 4



Waterton



Prairie



Sunrise 5



Sunrise 6



Sunrise 7



Sunrise 8

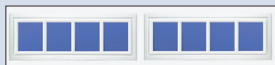


Sunset 8



Sherwood 8

## Model 58 & 59 | Long Ranch | Raised Panel




Stockbridge



Stockbridge Arch



Stockton Long



Stockton Arch



Cascade Long



Waterton Long



Sunset Long 2



Sunset Long 4



Prairie Long

## PANEL DESIGN & COLORS

## GENTRY WINDOW SERIES

### Model 56 & 57 Standard | Raised Panel



Geneva

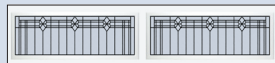


Rochester

### Model 58 & 59 Long Ranch | Raised Panel



Geneva




Rochester



White




Almond



Desert Tan



Sandtone



Brown



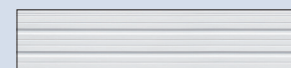
Grey



Standard Raised Panel

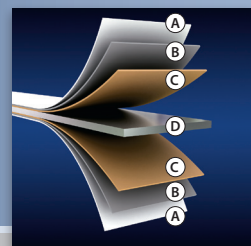


Long Ranch Raised Panel

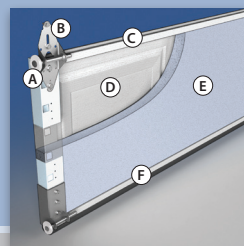


Ribbed

25 gauge door available in a ribbed steel look as model 60 or 61 (Available in white only). Window options on the 60 and 61 are the same as those on the 240 and 260 models.



- A. Finish Painted Coat
- B. Primer Coat
- C. Galvanized Layer
- D. Steel



- A. Nylon rollers provide quiet operation and long lasting durability.\*
- B. Heavy duty galvanized 18 gauge hardware\*
- C. Tongue and groove design provides weather-tight section joints

- D. 25 gauge steel.
- E. Vinyl-backed 1-3/8" expanded polystyrene insulation (model 57 & 59) provides an R-Value of 6.0
- F. Plastic bottom retainer with vinyl weatherstrip.\*

\*11 ball nylon rollers, heavy duty 14 gauge hinges, and aluminum bottom retainer options available.

Distributed by



As Safe-Way Door constantly strives to improve our product, all specifications listed in this informative brochure are subject to change without notice or obligation. Printed color may vary from actual color, please check with your local dealer for color swatches.

3814 East U.S. 30 • Warsaw, IN 46580  
574-267-4861 • Fax: 574-267-2871

[www.safe-waydoor.com](http://www.safe-waydoor.com)