



MADERA REGENCY 71
 With Texturized Surface
 ROSEWOOD

The Look of Wood...the Durability of Steel

The Regency Madera replicates the natural look of stained wood doors with a highly durable paint process that is virtually maintenance free. Enjoy the beauty of wood without the expense or maintenance associated with wood doors.





SAFE-WAY

GARAGE DOORS

Make a Statement

Regency Madera

Models 70 71 72 73 74



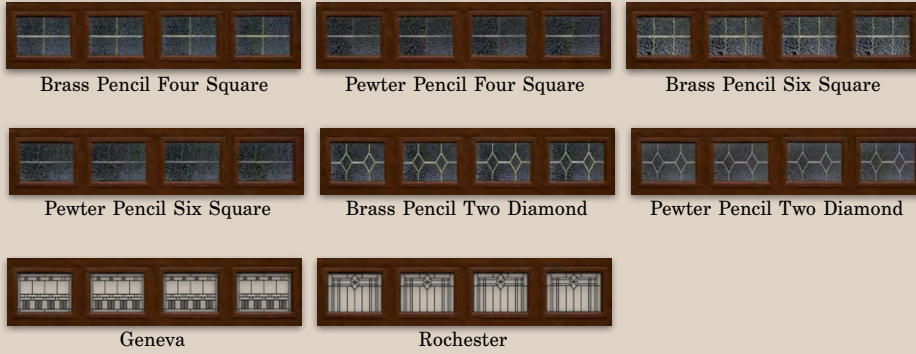
The Regency Madera is available in a beautiful, rich Oak color as well as Rosewood (shown on front cover). The texturized surface resembles wood grain and is easily maintained. Combined with your choice of Gentry or Estate windows, these durable doors offer a wide range of decorative choices.

MADERA REGENCY 70
With Texturized Surface
OAK

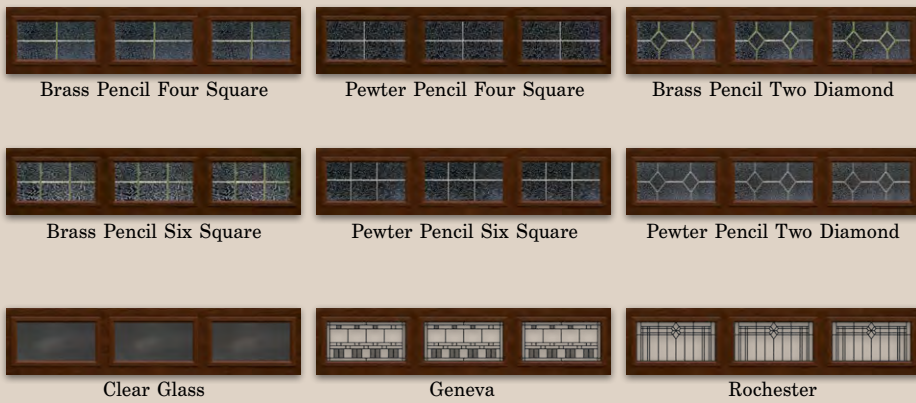


GENTRY WINDOW SERIES*

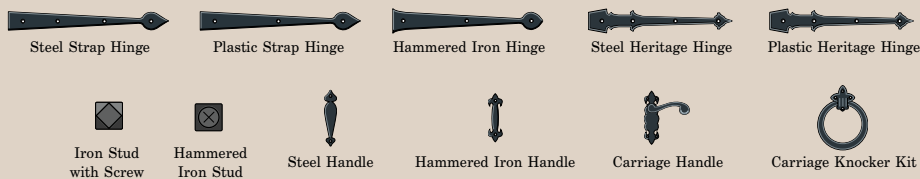
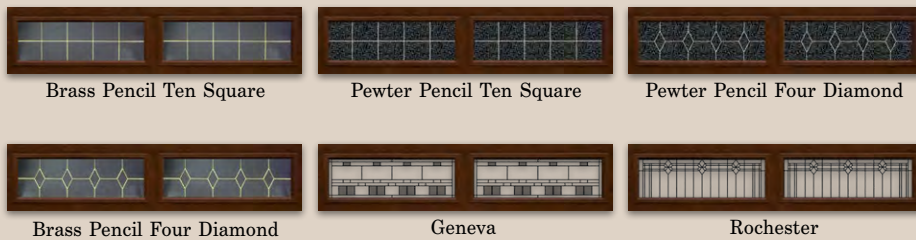
70 - Standard Raised Panel | 73 - Stamped Carriage | 74 - Flush Panel



71 - Medium Raised Panel



72 - Long/Ranch Raised Panel | 73 - Stamped Carriage Panel | 74 - Flush Panel



*Decorative hardware items available for model 73.

PANEL DESIGN



Standard and Long/Ranch raised window styles available

ESTATE WINDOW SERIES

70 - Standard Raised Panel | 74 - Flush Panel | 73 - Stamped Carriage



Plain



Cathedral



Stockton



Cascade




Sherwood 4



Sunset 4



Waterton




Prairie



Sunrise 5



Sunrise 6



Sunrise 7



Sunrise 8



Sunset 8



Sherwood 8

71 - Medium Raised Panel



Stockton Medium



Cascade Medium



Sherwood Medium



Sunset Medium



Waterton Medium

72 - Long Ranch - Raised Panel | 74 - Flush Panel | 73 - Stamped Carriage



Stockbridge



Stockbridge Arch



Stockton Long



Stockton Arch




Cascade Long



Waterton Long



Sunset Long 2

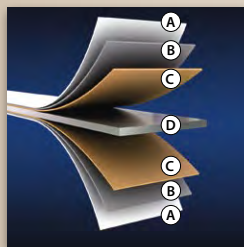


Sunset Long 4

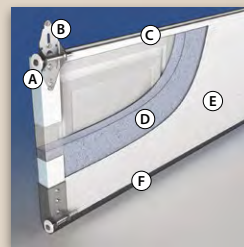


Prairie Long

*Safe-Way recommends viewing samples of Gentry style window prior to ordering. Gentry depictions on this literature are actual photography however lighting inside or outside the garage can significantly impact the "look" of these windows. Please consult with your dealer prior to purchase.



- A. Finish Painted Coat
- B. Primer Coat
- C. Galvanized Layer
- D. Steel



- A. 11 ball nylon rollers provide quiet operation and long lasting durability.
- B. Heavy duty galvanized 14 gauge hardware
- C. Tongue and groove design provides weather-tight section joints
- D. 2" expanded polystyrene insulation provides an R-Value of 10.25.
- E. Steel skins inside and out provide maximum durability.
- F. Aluminum bottom retainer with vinyl weatherstrip.

Distributed by:



SAFE-WAY
GARAGE DOORS

Make a Statement

As Safe-Way Door constantly strives to improve our product, all specifications listed in this informative brochure are subject to change without notice or obligation. Printed color may vary from actual color, please check with your local dealer for color swatches.

3814 East U.S. 30 • Warsaw, IN 46580
574-267-4861 • Fax: 574-267-2871
safewaydoor.com