



Model 65

Beauty & Strength

Enhance the appearance of your home with the Deluxe Plus Series by Safe-Way Door. These handsome residential garage doors combine the beauty of wood-like design with the strength and easy care of steel. Available with a variety of panel styles, the Deluxe Plus Series features insulation surrounded by two steel skins, thus providing durability and noise reduction. A choice of window styles and durable baked factory finishes lets you select the perfect door for your home.



Model 66

Make a Statement.



Model 67



Model 69




PANEL STYLES

PANEL COLORS



Standard Raised Panel // Model 65



Flush Panel // Model 66



Long Ranch Raised Panel // Model 67



Medium Raised Panel // Model 69




White Sandtone Almond Bronze



Desert Tan Brown Hunter Green

ESTATE WINDOW SERIES


Model 65 & 66 | **Standard** | **Raised Panel**



Model 69 | **Medium** | **Raised Panel**

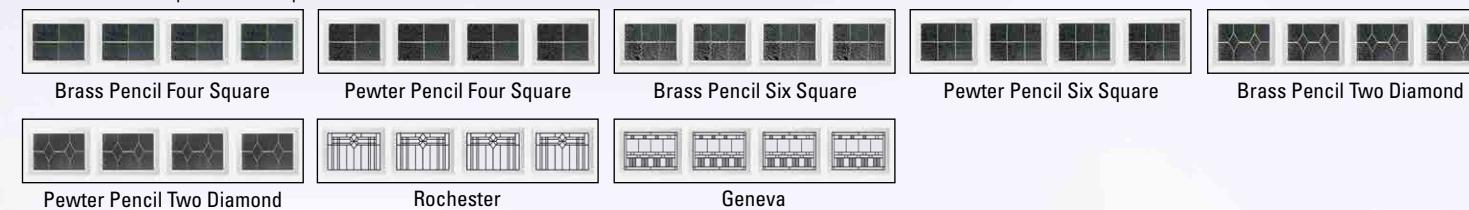


Model 67 | **Long Ranch** | **Raised Panel**

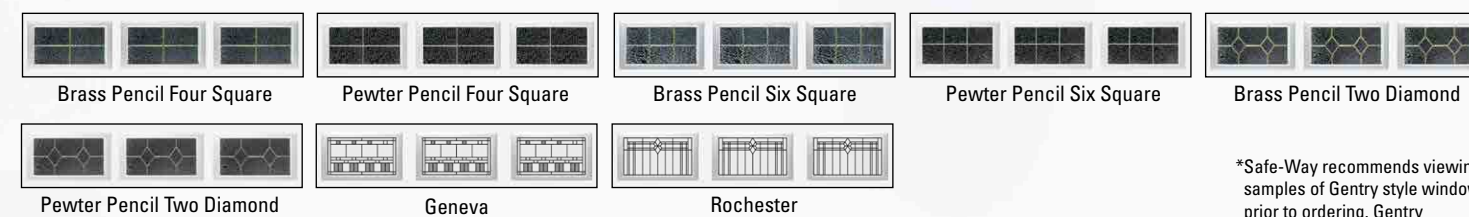


GENTRY WINDOW SERIES*

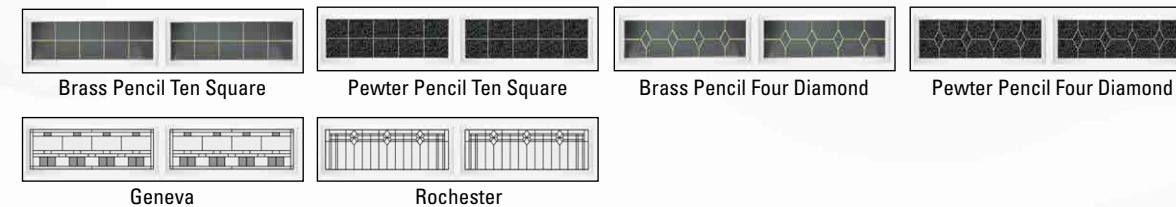
Model 65 & 66 | **Standard** | **Raised Panel**



Model 69 | **Medium** | **Raised Panel**



Model 67 | **Long Ranch** | **Raised Panel**



*Safe-Way recommends viewing samples of Gentry style window prior to ordering. Gentry depictions on this literature are actual photography however lighting inside or outside the garage can significantly impact the "look" of these windows. Please consult with your dealer prior to purchase.

Deluxe Plus Series - Regency

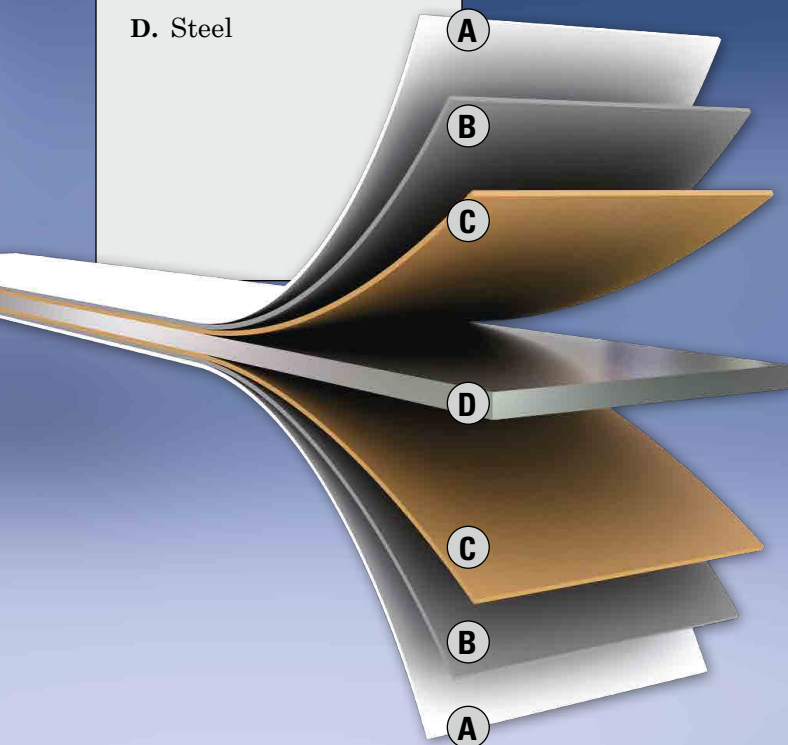
65, 66, 67 & 69

CONSTRUCTION


Two deep-drawn, tension-leveled, galvanized steel skins are polyester painted and wrapped around a one-pound density expanded polystyrene insulation board using a polyurethane adhesive.

This construction method provides insulation value, durability, sound deadening qualities, and dent resistance for an all-around superior product.

- A. Finish Painted Coat
- B. Primer Coat
- C. Galvanized Layer
- D. Steel



- A. 11 ball nylon rollers provide quiet operation and long lasting durability.
- B. Heavy duty galvanized 14 gauge hardware.
- C. Tongue and groove design provides weathertight section joints.
- D. 2" expanded polystyrene insulation provides an R-Value of 10.25.
- E. Steel skins inside and out provide maximum durability.
- F. Aluminum bottom retainer with vinyl weatherstrip.



Distributed by:



As Safe-Way Door constantly strives to improve our product, all specifications listed in this informative brochure are subject to change without notice or obligation. Printed color may vary from actual color, please check with your local dealer for color swatches.
8-15



Make a Statement

3814 East U.S. 30 • Warsaw, IN 46580
574-267-4861 • Fax: 574-267-2871
safewaydoor.com